



Solutions Guide

IMPINJ R700 RAIN RFID READER

MIGRATION GUIDE

TABLE OF CONTENTS

Overview	1
Reference Documents and Software	1
1. Mechanical.....	1
1.1 Dimensions.....	1
1.2 Mounting.....	2
1.3 IP Rating.....	2
1.4 Connections	2
1.4.1 Device Power	2
1.4.2 Console	2
1.4.3 General Purpose I/O	3
1.4.4 USB	3
1.5 Accessories and Extensions	3
1.5.1 Antenna Hub	3
2 RFID Radio Performance	3
2.1 Transmit Power	3
2.2 Reader Modes.....	3
3 Debugging and Deploying Applications	4
3.1 Firmware	4
3.2 Development Software.....	4
3.2.1 Impinj Octane SDK.....	4
3.2.2 Impinj Octane LLRP Toolkit	4
3.2.3 Impinj Octane Embedded Toolkit	4
3.3 Application Software	4
3.3.1 ItemTest	4
3.3.2 Speedway Connect	5
3.3.3 ItemSense	5
Notices	6

OVERVIEW

This document contains key differences between the Impinj R700 RAIN RFID Reader and Speedway R420 Reader.

Reference Documents and Software

The following articles were used to compile this document.

- Impinj R700 Installation and Operations Guide
- Impinj PoE Injector Datasheet
- Impinj R700 Embedded Development Quick Start Guide
- ISO/IEC 18000-63:2015 and EPCglobal Gen2v2 Compliance Specification
- IEEE802.3af-2003 PoE Specification

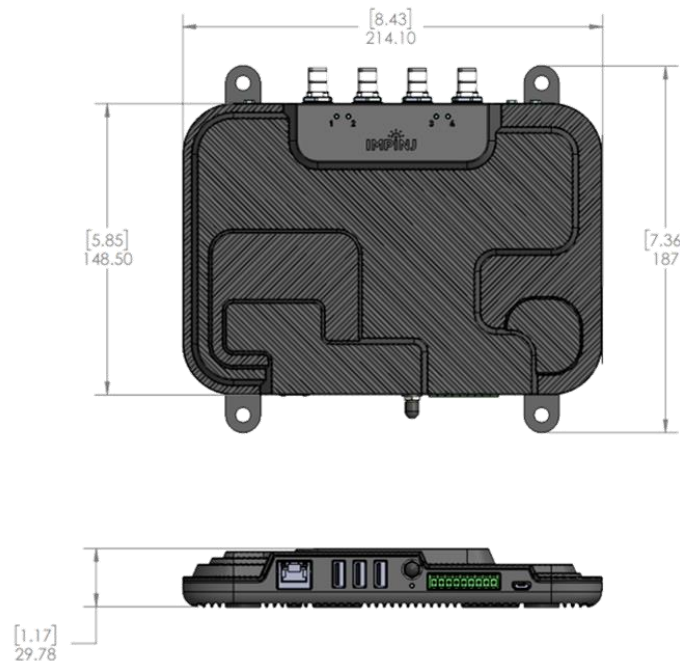
Consult these documents for sources and more information.

1. MECHANICAL

1.1 Dimensions

The Impinj R700 dimensions with R420 compatible mounting bracket are (H x W x D) 1.2 x 8.4 x 7.4 in (3.0 x 21.4 x 18.7 cm). Speedway dimensions are (H x W x D) 1.2 x 6.9 x 7.5 in (3 x 17.5 x 19 cm.)

The Impinj R700 is wider and deeper than the Speedway R420. Implementer will need to modify existing designs that do not have enough clearance for the Impinj R700. You can find additional information in the mechanical drawings below.



1.2 Mounting

For ease and flexibility of deployment, the Impinj R700 Reader has built-in VESA 100mm x100mm tapped holes. This feature allows for existing designs to use the reader with many commercially available mounts.

The Impinj R700 also ships with mounting brackets compatible with the Speedway R420 mounting rails.

1.3 IP Rating

The Speedway R420 has a rating of IP52. The Impinj R700 has native IP Rating of IP50. Both readers are protected from dust, but the Impinj R700 is not protected, whereas the Speedway R420 is protected from water droplets. If your solution requires protection from water, you must place the Impinj R700 in an appropriate enclosure.

1.4 Connections



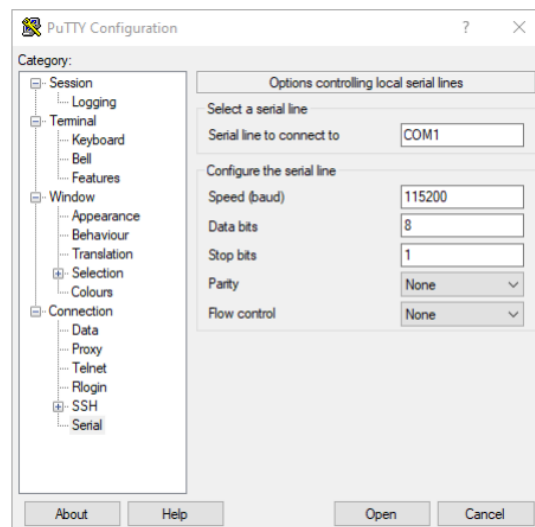
1.4.1 Device Power

The Impinj R700 takes power exclusively through the Ethernet port via power over ethernet (PoE or PoE+). Applications require a PoE+ rated power source if they need the Impinj R700 to output its maximum transmit power of 33 dBm. Basic PoE reduces the maximum transmit power to 30 dBm.

When migrating solutions where a Speedway reader is connected to AC power, Impinj offers the PoE+ injector (IPJ-A2010-000) that can add inline power via a power brick to an ethernet connection.

1.4.2 Console

Impinj R700 utilizes micro-USB for console connections. For applications which utilize the console port, you will need to retrofit the serial console to a micro-USB cable. The Impinj R700 reader does not ship with a micro-USB Cable. The following image shows how to connect to the serial console using PuTTY.



1.4.3 General Purpose I/O

The Impinj R700 RAIN RFID Reader has two general purpose inputs and three general purpose output pins. The GPIO is exposed through a Phoenix Contact 9-position connector (PN 1803345). The GPIO on the Impinj R700 has a maximum current source/sink of 1.5A per pin.

Sourcing high current from the GPIO Ports using the internal 5V supply will reduce the Impinj R700's maximum RF transmit power when powered via basic PoE. PoE+ will allow for maximum RF transmit power when sourcing the current.

Users will no longer need a GPIO breakout box, GPIO cable, or dedicated power supply when migrating to an Impinj R700-based design. Users will need to select a Phoenix Terminal Block that mates with the 9-position connector. The Impinj R700 is not compatible with the Speedway GPIO breakout box.

For applications using more than two GPI ports or three GPO ports, the solution will require external circuitry to handle the additional I/O.

1.4.4 USB

The Impinj R700 has three USB device ports compared to one device port on Speedway R420. Speedway-based applications that used USB hubs to extend the number of USB devices can eliminate the hub from their solution. As of the Impinj R700 7.3 Firmware Release, the only USB devices that the Impinj R700 supports are USB flash drives.

1.5 Accessories and Extensions

1.5.1 Antenna Hub

The Impinj R700 Antenna Hub utilizes a protocol that communicates between the antenna port on the reader and the antenna hub via the cable. The Impinj R700 antenna hub does not require use of the Impinj R700 GPIO port. The Impinj R700 is not compatible with the Speedway Antenna Hub.

2 RFID RADIO PERFORMANCE

The Impinj R700 reader is capable of outputting higher transmit power and has lower receive sensitivity than the Speedway R420 reader. We describe areas that may impact application behavior below.

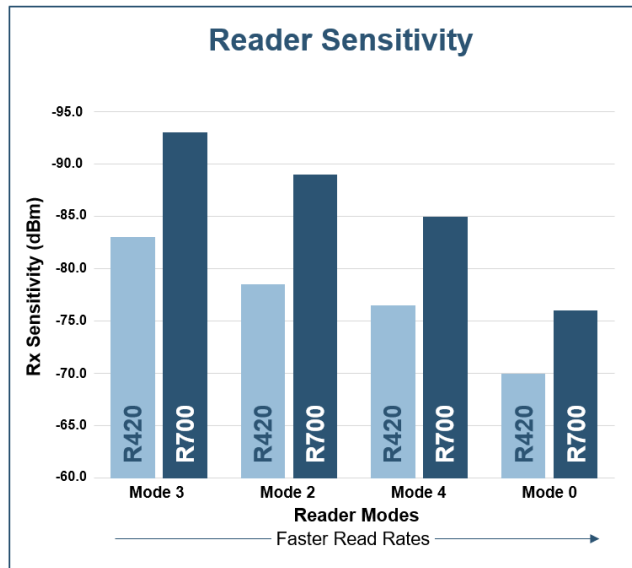
2.1 Transmit Power

The Speedway R420 has a maximum output power of 31.5 dBm (32.5 for EU2 models) when powered via PoE+. The maximum output power of the R700 is 33 dBm when powered over via PoE+. Both readers will limit maximum transmit power when operating in regions that have specific limitations on RF emissions.

This increase in power yields a larger field of view from antennas connected to the Impinj R700.

2.2 Reader Modes

The Impinj R700 supports the same Reader Modes as the Speedway R420 except for mode 1000. For applications utilizing mode 1000, Impinj recommends using RF mode 1002. The graph below shows the performance difference between Speedway R420 and Impinj R700 for each mode.



The improved performance across reader modes allows applications using the Impinj R700 to use a faster reader mode to read all tags of interest.

3 DEBUGGING AND DEPLOYING APPLICATIONS

3.1 Firmware

The Impinj R700 supports the Impinj R700 Firmware only. Octane firmware will not run on Impinj R700.

3.2 Development Software

3.2.1 Impinj Octane SDK

The Impinj R700 is fully compatible with the Impinj Octane SDK. To add Impinj R700 support to an existing Octane SDK-based application, developers must recompile using version 3.3 or later.

3.2.2 Impinj Octane LLRP Toolkit

The Impinj R700 is fully compatible with the Impinj LLRP Toolkit. To add Impinj R700 support to an existing Impinj LTK-based application, developers must recompile using version 10.36 or later.

3.2.3 Impinj Octane Embedded Toolkit

The Impinj R700 is not compatible with the Octane ETK. The Impinj R700 allows users to create custom applications that run on-reader but uses a separate embedded development toolkit. To migrate existing Speedway applications to Impinj R700, users must download the R700 embedded toolkit and recompile their application using the toolchain. For a step-by-step tutorial to get started developing embedded applications for Impinj R700, Impinj has provided an Impinj R700 Embedded Development Quick Start Guide available on the Support Portal.

3.3 Application Software

3.3.1 ItemTest

Impinj R700 supports Impinj ItemTest 2.0 and later.

3.3.2 Speedway Connect

Impinj R700 does not support Speedway Connect. The Impinj R700 reader comes with a native web UI that enables Speedway Connect like functionality.

3.3.3 ItemSense

ItemSense does not currently support the Impinj R700 reader.

NOTICES

Copyright © 2020, Impinj, Inc. All rights reserved.

Impinj gives no representation or warranty, express or implied, for accuracy or reliability of information in this document. Impinj reserves the right to change its products and services and this information at any time without notice.

EXCEPT AS PROVIDED IN IMPINJ'S TERMS AND CONDITIONS OF SALE (OR AS OTHERWISE AGREED IN A VALID WRITTEN INDIVIDUAL AGREEMENT WITH IMPINJ), IMPINJ ASSUMES NO LIABILITY WHATSOEVER AND IMPINJ DISCLAIMS ANY EXPRESS OR IMPLIED WARRANTY, RELATED TO SALE AND/OR USE OF IMPINJ PRODUCTS INCLUDING LIABILITY OR WARRANTIES RELATING TO FITNESS FOR A PARTICULAR PURPOSE, MERCHANTABILITY, OR INFRINGEMENT.

NO LICENSE, EXPRESS OR IMPLIED, BY ESTOPPEL OR OTHERWISE, TO ANY PATENT, COPYRIGHT, MASKWORK RIGHT, OR OTHER INTELLECTUAL PROPERTY RIGHT IS GRANTED BY THIS DOCUMENT.

Impinj assumes no liability for applications assistance or customer product design. Customers should provide adequate design and operating safeguards to minimize risks.

Impinj products are not designed, warranted or authorized for use in any product or application where a malfunction may reasonably be expected to cause personal injury or death, or property or environmental damage ("hazardous uses"), including but not limited to military applications; life-support systems; aircraft control, navigation or communication; air-traffic management; or in the design, construction, operation, or maintenance of a nuclear facility. Customers must indemnify Impinj against any damages arising out of the use of Impinj products in any hazardous uses.

Impinj and its products and features are trademarks or registered trademarks of Impinj, Inc. For a complete list of Impinj Trademarks, visit www.impinj.com/trademarks. All other product or service names may be trademarks of their respective companies.

The products referenced in this document may be covered by one or more U.S. patents. See www.impinj.com/patents for details.